

# **AT&T COMMON TOOL FOR SPACE ( A.C.T. )**



**C.L.E.C. training**

## PURPOSE OF THE ACT TOOL

The ACT tool was designed to provide a single source portal for all collocation needs in the AT&T 22 state footprint. The tool was designed to further mechanize and streamline the collocation ordering and provisioning process



## SCOPE OF TRAINING

- Provide a general overview of the system and it's functionality
- Walk through of entering an application
- Identify additional resources found within the tool
- Familiarize customers with concept and purpose of workbooks





ACT

[Home](#)

Welcome to ACT

[User Profile Information](#)

Select one of the available modules on the left menu bar to proceed with ACT.

User ID:	jr7745c
User Name:	JONATHAN G RYER
Current Role:	Customer

- Applications
- Access & ID Cards
- CFA/POI Report
- Power Certification
- ACNA Contact Editor
- Historical Data
- Pre ACT Applications
- Logoff

[Terms & Conditions](#) [Privacy Policy](#)  
© 2012 AT&T Knowledge Ventures. All rights reserved.  
AT&T is a registered trademark of AT&T Knowledge Ventures.

v4.1.0

eam(s)

This is the confirmation screen presented after log in. This screen confirms your user id, user name, and role.

The sidebar menu is present on all screens at all times. It allows you to navigate directly to any aspect of the tool.



# AT&T Common Tool for space

ACT

Home > Applications

Main | Sec 1 | Sec 2 | Sec 3 | Sec 4 | Sec 5 | Sec 6 | Sec 7 | Sec 8 | Sec 9 | Sec 10 | Sec 11 | Sec 12 | Sec 13 | Sec 14 | Sec 15 | Summary

Main Menu - Application

Current Role: C

## Create Application

\* CLLI8:   \* ACNA:    
\* Application Type:  \* Activity Type:

[View ACNA](#)

## Search

From Date:   e.g. 05/16/2012 Case:   
To Date:   e.g. 05/16/2012 CLLI8:   
 Last Update Date  Submitted Date  Space Ready Due Date ACNA:   
State:  All  Alabama  Arkansas Region:   
Status:  All  App Reviewed  CSC Responded Activity Type:  All  Augment  Complete Disconnect  
Application Type:  Assigned Rep:   
Floor Space Type:  CLLI11:   
Submit By User ID:

## Worklist

[Default](#)

Common Case#	ACNA	CLLI11	Ver#	Version Recd Date/Time	Status	Service Rep	Last Status Updated	ERRF	Action
--------------	------	--------	------	------------------------	--------	-------------	---------------------	------	--------

Please utilize the Search Form above to find a Case.

[Terms & Conditions](#) [Privacy Policy](#) [Contact Us](#)

© 2012 AT&T Knowledge Ventures. All rights reserved.

AT&T is a registered trademark of AT&T Knowledge Ventures.

v4.1.0

AT&T Proprietary (Restricted)

Only for use by authorized individuals or any above-designated team(s)

within the AT&T companies and not for general distribution.

Done

Local intranet

100%

This is the application main menu. All application activity is managed from this screen



# AT&T Common Tool for space

ACT

Home > Applications

Main Menu - Application Current Role: Customer

Navigation: Main | Sec 1 | Sec 2 | Sec 3 | Sec 4 | Sec 5 | Sec 6 | Sec 7 | Sec 8 | Sec 9 | Sec 10 | Sec 11 | Sec 12 | Sec 13 | Sec 14 | Sec 15 | Summary

New application table

- Applications
- Access & ID Cards
- CFA/POI Report
- Power Certification
- ACNA Contact Editor
- Historical Data
- Pre ACT Applications
- Logout

## Create Application

\* CLLI8:   \* ACNA:

\* Application Type:  \* Activity Type:

[View ACNA List](#)

## Search

From Date:   e.g. 05/15/2012 Case:

To Date:   e.g. 05/15/2012 CLLI8:

Last Update Date  Submitted Date  Space Ready Due Date ACNA:

State:  All  Alabama  Arkansas Region:

Status:  All  App Reviewed  CSC Responded Activity Type:

Application Type:  Assigned Rep:

Floor Space Type:  CLLI11:

Submit By User ID:

Search table


## Worklist

Common Case#	ACNA	CLLI11	Ver#	Version Recd Date/Time	Status	Service Rep	Last Status Updated	ERRE	...
Please utilize the Search Form above to find a Case.									

Search results



# CREATING AN APPLICATION



Begin by entering the 8 character CLLI code for the desired location

## AT&T Common Tool for space



Sec 4 Sec 5 Sec 6 Sec 7 Sec 8 Sec 9 Sec 10 Sec 11 Sec 12 Sec 13 Sec 14 Sec 15 Summary

Current Role: Customer

### Create Application

\* CLLI8: BRHMALMT  Valid CLLI8

\* ACNA: - select -

\* Application Type: - select -

\* Activity Type: - select -

Create Application

[View ACNA List](#)

### Search

From Date: 11/15/2011  e.g. 05/15/20

Case:

To Date: 05/15/2012  e.g. 05/15/20

Last Update Date  Submitted Date

State:  All  Alabama  Arkansas

Status:  All  App Reviewed  CSC Responded

Application Type:

Assigned Rep:

Floor Space Type:

CLLI11:

Submit By User ID:

Search

The system will automatically validate the CLLI code you entered

### Worklist

[Default](#)

Common Case#	ACNA	CLLI11	Ver#	Version Recd Date/Time	Status	Service Rep	Last Status Updated	ERRF	Action
--------------	------	--------	------	------------------------	--------	-------------	---------------------	------	--------

Please utilize the Search Form above to find a Case.

[Terms & Conditions](#) [Privacy Policy](#) [Contact Us](#)

© 2012 AT&T Knowledge Ventures. All rights reserved.

AT&T is a registered trademark of AT&T Knowledge Ventures.

v4.1.0

AT&T Proprietary (Restricted)

Only for use by authorized individuals or any above-designated team(s)

within the AT&T companies and not for general distribution

Local intranet

100%





# AT&T Common Tool for space

ACT

- Applications
- Access & ID Cards
- CFA/POI Report
- Power Certification
- ACNA Contact Editor
- Historical Data
- Pre ACT Applications
- Logoff

Home > Applications

Main | Sec 1 | Sec 2 | Sec 3 | Sec 4 | Sec 5 | Sec 6 | Sec 7 | Sec 8 | Sec 9 | Sec 10 | Sec 11 | Sec 12 | Sec 13 | Sec 14 | Sec 15 | Sec 16

Main Menu - Application

### Create Application

\* CLLI8: BRHMALMT  Valid CLLI8

\* ACNA: - select -

\* Application Type: - select -

\* Activity Type: - select -

C11

Create Application

[View ACNA List](#)

### Search

From Date: 11/15/2011 e.g. 05/15/2012

Case:

To Date: 05/15/2012 e.g. 05/15/2012

CLLI8:

Last Update Date  Submitted Date  Space Ready Due Date

ACNA:

State:  All  
 Alabama  
 Arkansas

Region:

Status:  All  
 App Reviewed  
 CSC Responded

Market Area:   
Activity Type:  All  
 Augment  
 Complete Disconnect

Application Type:

Assigned Rep:

Floor Space Type:

CLLI11:

Submit By User ID:

Search

### Worklist

[Default](#)

Common Case#	ACNA	CLLI11	Ver#	Version Recd Date/Time	Status	Service Rep	Last Status Updated	ERRF	Action
--------------	------	--------	------	------------------------	--------	-------------	---------------------	------	--------

Please utilize the Search Form above to find a Case.

[Terms & Conditions](#) [Privacy Policy](#) [Contact Us](#)

© 2012 AT&T Knowledge Ventures. All rights reserved.

AT&T is a registered trademark of AT&T Knowledge Ventures.

v4.1.0

AT&T Proprietary (Restricted)

Only for use by authorized individuals or any above-designated team(s)

within the AT&T companies and not for general distribution.

The available ACNA's are preloaded into the system based on your customer profile.



# AT&T Common Tool for space

ACT

[Home](#) > [Applications](#)

Main | [Sec 1](#) | [Sec 2](#) | [Sec 3](#) | [Sec 4](#) | [Sec 5](#) | [Sec 6](#) | [Sec 7](#) | [Sec 8](#) | [Sec 9](#) | [Sec 10](#) | [Sec 11](#) | [Sec 12](#) | [Sec 13](#) | [Sec 14](#) | [Sec 15](#) | [Summary](#)

Main Menu - Application Current Role: Customer

### Create Application

\* CLLI8:   ✔ Valid CLLI8      \* ACNA:    
\* Application Type:        \* Activity Type:

### Search

From Date:       To Date:   
 Last Update Date       Space Ready Due Date  
State:  All  Alabama  Arkansas  
Status:  All  App Reviewed  CSC Responded  
Application Type:    
Floor Space Type:    
Activity Type:  All  Augment  Complete Disconnect  
Assigned Rep:    
CLLI11:   
Submit By User ID:

Select your application type from the dropdown box.

### Worklist

Common Case#	ACNA	CLLI11	Ver#	Version Recd Date/Time	Status	Service Rep	Last Status Updated	ERRF	Action
<span style="color: red;">Please utilize the Search Form above to find a Case.</span>									

[Terms & Conditions](#) | [Privacy Policy](#) | [Contact Us](#)

© 2012 AT&T Knowledge Ventures. All rights reserved.

AT&T is a registered trademark of AT&T Knowledge Ventures.

v4.1.0

AT&T Proprietary (Restricted)

Only for use by authorized individuals or any above-designated team(s)

within the AT&T companies and not for general distribution.



# AT&T Common Tool for space

ACT

Home > Applications

Main | Sec 1 | Sec 2 | Sec 3 | Sec 4 | Sec 5 | Sec 6 | Sec 7 | Sec 8 | Sec 9 | Sec 10 | Sec 11 | Sec 12 | Sec 13 | Sec 14 | Sec 15 | Summary

Main Menu - Application

Current Role: Customer

## Create Application

\* CLLI8: BRHMALMT   Valid CLLI8

\* ACNA: C11

\* Application Type: Physical CO

\* Activity Type: - select -

Create Application

[View ACNAL](#)

Select activity type from the dropdown box

Then click create application

- Applications
- Access & ID Cards
- CFA/POI Report
- Power Certification
- ACNA Contact Editor
- Historical Data
- Pre ACT Applications
- Logoff

State:  Alabama  Arkansas

Status:  All  App Reviewed  CSC Responded

Application Type:

Floor Space Type:

Case:   
CLLI8:   
ACNA:

Region:

Market Area:

Activity Type:  Augment  Complete Disconnect

Assigned Rep:

CLLI11:

Submit By User ID:

## Worklist

[Default](#)

Common Case#	ACNA	CLLI11	Ver#	Version Recd Date/Time	Status	Service Rep	Last Status Updated	ERRF	Action
--------------	------	--------	------	------------------------	--------	-------------	---------------------	------	--------

Please utilize the Search Form above to find a Case.

[Terms & Conditions](#) [Privacy Policy](#) [Contact Us](#)

© 2012 AT&T Knowledge Ventures. All rights reserved.

AT&T is a registered trademark of AT&T Knowledge Ventures.

v4.1.0

AT&T Proprietary (Restricted)

Only for use by authorized individuals or any above-designated team(s)

within the AT&T companies and not for general distribution.

Local intranet

100%






[Home](#) > [Applications](#)

ACT

Main **Sec 1** Sec 2 Sec 3 Sec 4 Sec 5 Sec 6 Sec 7 Sec 8 Sec 9 Sec 10 Sec 11 Sec 12 Sec 13 Sec 14 Sec 15 Summary

## Section 1 - General Information - Physical CO Application

Current Role: Customer   

Case Number: BRHMALMT-051512-PC-01N Version: 1 ACNA: C11

### Section 1.0 : Collocator Information

Collocator:	COLLOCATION TESTING
ACNA:	C11
Address:	
City:	
State:	GA
ZIP:	

Customer information loaded from profile.

Next Page

**AT&T Proprietary (Restricted)**

Only for use by authorized individuals or any above-designated team(s)  
within the AT&T companies and not for general distribution





[Home](#) > [Applications](#)

ACT

Main | Sec 1 | **Sec 2** | Sec 3 | Sec 4 | Sec 5 | Sec 6 | Sec 7 | Sec 8 | Sec 9 | Sec 10 | Sec 11 | Sec 12 | Sec 13 | Sec 14 | Sec 15 | Summary

**Section 2 - Collocation Information - Physical CO Application**

Current Role: Customer

Case Number: BRHMALMT-051512-PC-01N Version: 1 ACNA: C11

Section 1 has been saved.

**Section 2.0 :Collocation Location Information**

Collocation Location:	BHAM-MAIN & TOLL
CLLI8:	BRHMALMT
Address:	1715 6TH AVE N
City:	BIRMINGHAM
State:	AL
ZIP:	35203

Central Office information

**Section 2.1 : Pricing Selection**

Please select the appropriate pricing agreement per the terms of your arrangement with AT&T:

Standard Rates

[Previous Page](#)

[Save](#)

[Next Page](#)

[Terms & Conditions](#) [Privacy Policy](#) [Contact Us](#)

v4.1.0

© 2012 AT&T Knowledge Ventures. All rights reserved.

AT&T is a registered trademark of AT&T Knowledge Ventures.

**AT&T Proprietary (Restricted)**

Only for use by authorized individuals or any above-designated team(s) within the AT&T companies and not for general distribution





[Home](#) > [Applications](#)

ACT

Main | Sec 1 | Sec 2 | **Sec 3** | Sec 4 | Sec 5 | Sec 6 | Sec 7 | Sec 8 | Sec 9 | Sec 10 | Sec 11 | Sec 12 | Sec 13 | Sec 14 | Sec 15 | Summary

Section 3 - Collocation Request Type - Physical CO Application

Current Role: Customer

Case Number: BRHMALMT-051512-PC-01N Version: 1 ACNA: C11

Section 2 has been saved.

**Section 3.0 : Collocation Request Type**

### New Collocation Arrangement

Floor Space(Select One):

Initial Floor Space

Options:

Virtual to Physical Conversion

Virtual to Physical Conversion - In Place

Section 3 is pre-populated based on dropdown box selection

[Previous Page](#)

[Save](#)

[Next Page](#)

[Terms & Conditions](#) [Privacy Policy](#) [Contact Us](#)

© 2012 AT&T Knowledge Ventures. All rights reserved.




AT&T is a registered trademark of AT&T Knowledge Ventures.

v4.1.0

**AT&T Proprietary (Restricted)**

Only for use by authorized individuals or any above-designated team(s)  
within the AT&T companies and not for general distribution

Section 4 - Contact Information - Physical CO Application

Current Role: Customer   

Case Number: BRHMALMT-051512-PC-01N Version: 1 ACNA: C11

Section 3 has been saved.

Section 4.0 : Contact Information

Application Contact Name:

Contact Name:   
FRONTAINE FREEMAN  
HEMANT KUMAR BHATT  
NATE OWLER  
NATE OWLER  
SHEKU KALLON

Address:

City:  State:  Fax:

Phone:

Email:

This section is for the various contact personnel within your company

Technical/Engineering Contact Name:



Contact Name:

Address:

City:  State:  Zip:

Phone:  Fax:

Email:

Billing Contact:   



Contact Name:

Address:

City:  State:  Zip:

Phone:  Fax:

Email:


Facility Contact Name (Inventory Assignment):   

Contact Name:

Address:

City:  State:  Zip:

- Applications
- Access & ID Cards
- CFA/POI Report
- Power Certification
- ACNA Contact Editor
- Historical Data
- Pre ACT Applications
- Logoff

 Margaret Quick is offline.



Home > Applications

ACT

Main | Sec 1 | Sec 2 | Sec 3 | Sec 4 | **Sec 5** | Sec 6 | Sec 7 | Sec 8 | Sec 9 | Sec 10 | Sec 11 | Sec 12 | Sec 13 | Sec 14 | Sec 15 | Summary

## Section 5 - Total Floor Space Requirement - Physical CO Application

Current Role: Customer   

Case Number: BRHMALMT-051512-PC-01N Version: 1 ACNA: C11

Section 4 has been saved.

### Section 5.0 : Total Floor Space Requirement

**Note:** ACT may require a complete and accurate Floor Plan and Front Equipment View Drawing (Front Elevation) to be attached in section 15 for floor space requests.

Early Space Acceptance Requested?  Yes  No

### Section 5.1 : Collocation Arrangement Priority

**Note:** Cageless square feet measurement shall be determined based on AT&T calculation of total CO for plus workspace.

Must Provide First Choice, Second Choice Is Optional.

	Choice	Total Floor Space Requirement (Sq Ft.)
1st Choice	- select -	
2nd Choice	- select -	

### Section 5.2 : Provide Fencing Information

For Caged/Shared Cage Apps Only:

### Section 5.3 : Space Availability Request

If space availability report was requested, please attach report to application in section 15.

Floor space requirements. It will be necessary to fill out both choices for floor space. Additionally both choices can be the same i.e. cageless for both choice one and choice two.



ACT

Home > Applications

Main Sec 1 Sec 2 Sec 3 Sec 4 **Sec 5** Sec 6 Sec 7 Sec 8 Sec 9 Sec 10 Sec 11 Sec 12 Sec 13 Sec 14 Sec 15 Summary

Section 5 - Total Floor Space Requirement - Physical CO Application

Current Role: Customer

Case Number: BRHMALMT-051512-PC-01N Version: 1 ACNA: C11

Section 4 has been saved.

Section 5.0 : Total Floor Space Requirement

**Note:** ACT may require a complete and accurate Floor Plan and Front Equipment View Drawing (Front Elevation) to be attached in section 15 for floor space requests.

Early Space Acceptance Requested?  Yes  No

Section 5.1 : Collocation Arrangement Priority

**Note:** Cageless square feet measurement shall be determined based on AT&T calculation of total plus workspace.

Must Provide First Choice, Second Choice Is Optional.

	Choice	Total Floor Space Requirement (Sq Ft.)
1st Choice	Cageless <input type="button" value="v"/>	N/A
2nd Choice	Cage <input type="button" value="v"/>	<input type="text"/>

Shared Cage?  Yes  No  
Guest Host?  Yes  No

Standard AC Power Outlets will be provisioned in accordance with applicable Tariffs or ICAs.

Provide AC convenience outlet circuit within caged space arrangement?  
 Yes  No

Section 5.2 : Provide Fencing Information

One of the new features of the tool is that depending upon your selections additional fields may be presented. For example when ordering caged it is necessary to answer whether or not this will be a shared/Guest Host arrangement





Section six is for entering your cageless space requirements. You will notice there are tables for both choice one and choice two. This is an example of both space choices being populated as cageless.

ACT

Home > Applications

Main Sec 1 Sec 2 Sec 3 Sec 4 Sec 5 **Sec 6** Sec 7

Section 6 - Equipment Bay Requirements - Physical CO Ap

Case Number: BRHMALMT-051512-PC-01N Version: 1 ACN

Section 6 has been saved.

Section 6.0 : Space Requirements

Note: Completion of this section is required for Cageless applications only. Quantities for Cageless interconnection bays and cabinets should be reflected in Section 6 and Section 7.

This table is based on your first choice in Section 5.

Del Row	Bay Number	Bay Width	Bay Depth	Bay Spacer Width	Front Door Swing Radius	Rear Door Swing Radius

Add Row

This table is based on your second choice in Section 5.

Del Row	Bay Number	Bay Width	Bay Depth	Bay Spacer Width	Front Door Swing Radius	Rear Door Swing Radius

Add Row

Section 6 : Notes

The information above should match the bay elevation front equipment drawing. (ILEC provided bay(s) is dependent upon applicable tariff or ICA authorization)

- ILEC's standard bay dimensions are 7'-0" high, and have a 23" interior width, 26" exterior width, and cannot exceed 15" depth. ILEC's Large Bay/cabinet dimensions are 7'-0" high, 28" wide, 40" deep. The cabinet has a swing radius of 36" on the front and back.
- CLEC is required to install equipment per the Technical Publication 76300. It is expected that the CLEC will place the bay, equipment and associated cabling within the space allocated. It is preferred that the equipment mounted in the bay be flush mounted with the front of the bay, however the equipment must not be mounted beyond the lower front kickplate (normally 5") for appropriate egress.
- The total depth of bay, including equipment, should not exceed 15" for a standard bay
- The standard bay spacer Width is 5" inches between standard bays and 1" inch between large bays.
- Rack Space requirements per standard bay is 10 square feet in a lineup of equipment. Space requirement per Non-standard Bay is 18 square feet in a lineup of equipment.

- Applications
- Access & ID Cards
- CFA/POI Report
- Power Certification
- ACNA Contact Editor
- Historical Data
- Pre ACT Applications
- Logoff



You can add multiple rows as needed

**Section 6: Space Requirements**

Note: Completion of this section is required for Cageless applications only.  
Quantities for Cageless interconnection bays and cabinets should be reflected in Section 6 and Section 7.

This table is based on your first choice in Section 5.

Del Row	Bay Number	Bay Width	Bay Depth	Bay Spacer Width	Front Door Swing Radius	Rear Door Swing Radius
	Bay 1	<input type="text" value="24"/>	<input type="text" value="16"/>	<input type="text" value="5"/>	<input type="text" value="0"/>	<input type="text" value="0"/>

This table is based on your second choice in Section 5.

Del Row	Bay Number	Bay Width	Bay Depth	Bay Spacer Width	Front Door Swing Radius	Rear Door Swing Radius
---------	------------	-----------	-----------	------------------	-------------------------	------------------------

**Section 6 : Notes**

The information above should match the bay elevation front equipment drawing.  
(ILEC provided bay(s) is dependent upon applicable tariff or ICA authorization)

- ILEC's standard bay dimensions are 7'-0" high, and have a 23" interior width, 26" exterior width, and cannot exceed 15" depth. ILEC's Large Bay/cabinet dimensions are 7'-0" high, 28" wide, 40" deep. The cabinet has a swing radius of 36" on the front and back.
- CLEC is required to install equipment per the Technical Publication 76300. It is expected that the CLEC will place the bay, equipment and associated cabling within the space allocated. It is preferred that the equipment mounted in the bay be flush mounted with the front of the bay, however the equipment must not be mounted beyond the lower front kickplate (normally 5") for appropriate egress.
- The total depth of bay, including equipment, should not exceed 15" for a standard bay
- The standard bay spacer Width is 5" inches between standard bays and 1" inch between large bays.
- Rack Space requirements per standard bay is 10 square feet in a lineup of equipment. Space requirement per Non-standard Bay is 18 square feet in a lineup of equipment.



[Home](#) > [Applications](#)

ACT

Main Sec 1 Sec 2 Sec 3 Sec 4 Sec 5 Sec 6 **Sec 7** Sec 8 Sec 9 Sec 10 Sec 11 Sec 12 Sec 13 Sec 14 Sec 15 Summary

Section 7 - Interconnection Requirements - Physical CO Application

Current Role: Customer

Case Number: BRHMALMT-051512-PC-01N Version: 1 ACNA: C11

Section 6 has been saved.

Section 7.0 : Interconnection Requirements

Will you be adding terminations on this request?

Yes  No

Section 7.4 : Synchronization Requirements (MOP required)

(Synchronization requirements are not part of the Interconnection arrangements ordered above)

Do you require synchronization from ILEC?

Yes  No

Action	Quantity	Type
Add	<input type="text"/>	DS-1

Previous Page

Save

Next Page

Section 7 is for ordering terminations. However the table is not presented unless you check the "yes" radio button.

[Terms & Conditions](#) [Privacy Policy](#) [Contact Us](#)

© 2012 AT&T Knowledge Ventures. All rights reserved.




AT&T is a registered trademark of AT&T Knowledge Ventures.

v4.1.0

AT&T Proprietary (Restricted)

Only for use by authorized individuals or any above-designated team(s) within the AT&T companies and not for general distribution

Section 7 - Interconnection Requirements - Physical CO Application

Current Role: Customer   

Case Number: BRHMALMT-051512-PC-01N Version: 1 ACNA: C11

Section 6 has been saved.

Section 7.0 : Interconnection Requirements

Will you be adding terminations on this request?

Yes  No

Section 7.2 : Interconnection Terminations

Who will provide Interconnection cabling?

ILEC  Collocator

Indicate the quantities of Interconnection terminations to be added.

Del Row	Type	Qty to be Added
	- select -	<input type="text"/>
Add R	- select -	
	DS0 (cable non shielded pairs)	
	DS0 (cable shielded pairs)	
T	DS0 (contract specific cable pairs)	
	DS1 (shielded copper cables)	
I	DS3 (coaxial cables)	
	Fiber Optic Strands (multi-mode with SC connectors)	
	Fiber Optic Strands (multi-mode with ST connectors)	
	Fiber Optic Strands (single-mode with SC connectors)	
Sec	RJ45 (CAT5 cables)	
	STS1 (coaxial cables)	

When yes is checked you will see the dropdown box containing the termination types available for ordering

(Synchronization requirements are not part of the Interconnection arrangements ordered above)

Do you require synchronization from ILEC?

Yes  No


Action	Quantity	Type
Add 	<input type="text"/>	DS-1

Previous Page

Save

Next Page

Section 7 - Interconnection Requirements - Physical CO Application

Current Role: Customer   

Case Number: BRHMALMT-051512-PC-01N Version: 1 ACNA: C11

Section 6 has been saved.

Section 7.0 : Interconnection Requirements

Will you be adding terminations on this request?

Yes  No

Section 7.2 : Interconnection Terminations

Who will provide Interconnection cabling?

ILEC  Collocator

Indicate the quantities of Interconnection terminations to be added.

Del Row	Type	Qty to be Added	Range of Cable/Pair, TIE or Fiber Circuits to be Removed
	DS0 (cable non shielded pairs) 	<input type="text" value="1"/>	N/A
	DS0 (contract specific cable pairs) 	<input type="text" value="1"/>	N/A
	DS1 (shielded copper cables) 	<input type="text" value="1"/>	N/A
	DS3 (coaxial cables) 	<input type="text" value="1"/>	N/A
	Fiber Optic Strands (multi-mode with SC connectors) 	<input type="text" value="1"/>	N/A
	Fiber Optic Strands (multi-mode with SC connectors) 	<input type="text" value="1"/>	N/A

Add Row

Termination Type (choose one)

ILEC Provided DSX, LGX or DF

Section 7.4 : Synchronization Requirements (MOP required)

(Synchronization requirements are not part of the Interconnection arrangements ordered above)

Do you require synchronization from ILEC?

Yes  No

Action	Quantity	Type

You can add multiple rows as needed for the different types of terminations you desire.



Home > Applications

ACT

Main Sec 1 Sec 2 Sec 3 Sec 4 Sec 5 Sec 6 Sec 7 **Sec 8** Sec 9 Sec 10 Sec 11 Sec 12 Sec 13 Sec 14 Sec 15 Summary

Section 8 - Equipment to be Installed or Removed by Applicant - Physical CO Application

Current Role: Customer

Case Number: BRHMALMT-051512-PC-01N Version: 1 ACNA: C11

Section 1 has been saved.

Section 8.0 : Equipment

Section 8.1 : Select Equipment

Equipment Vendor

Search on Equipment Description

Select Equipment Vendor

Total Equipment Found:

Equipment Vendor	Equipment Description
------------------	-----------------------

Show New Equipment

[Thermal Management Requirements](#) Acknowledged 05/17/2012

Equipment List

Clear Row	ERRF	Action	Add Qty	Location (Cage# or RR#)	Equipment Vendor	Equipment Description	Heat Dissipation Watt	...	...	...	...
-----------	------	--------	---------	-------------------------	------------------	-----------------------	-----------------------	-----	-----	-----	-----

	Heat Dissipation (Watts) Total	List 1 (Nominal) Total	List 2 (Worse Case) Total
1st Choice Change	0.00	0.00	0.00

Equipment Remarks:

You can selection equipment based upon vendor or search by equipment description.



Section 9 has been saved.

Section 8.0 : Equipment

Section 8.1 : Select Equipment

Equipment Vendor: ADC  
Search on Equipment Description: [ ]

Total Equipment Found: 170

Equipment Vendor	Equipment Description
<input type="checkbox"/> ADC	1 SBF CM-64000A FOT PANEL
<input type="checkbox"/> ADC	1 SBF CM-64000A FOT PANEL
<input type="checkbox"/> ADC	2 LS POTS Outdoor RT PRL-784 L2B / COLU, 2 POTS PLL-734 L2
<input type="checkbox"/> ADC	220 Mech HDSL4 CO Line Card/1223401L4, DDM+ HDSL4 CO Line Card/1223403L4, 3192 Mech HDSL4 CO Line Card/1223404L4, Soneplex Mech HDSL4 CO Line Card/1223407L4
<input type="checkbox"/> ADC	528r Splitterr Chasses System
<input type="checkbox"/> ADC	84 Ckt. DS1 DSX Module
<input type="checkbox"/> ADC	84 position DS1 panel DD1-351001
<input type="checkbox"/> ADC	89 Block

Show New Equipment

[Thermal Management Requirements](#)

Equipment List

Clear Row	ERRF	Action	Add Qty	Location (Cage# or RR#)	Equipment Vendor	Equipment Description	Heat Dissipation Watt	Heat Dissipation BTU
				Heat Dissipation (Watts) Total	List 1 (Nominal) Total	List 2 (Worse Case) Total		
1st Choice Change				0.00	0.00	0.00		

Equipment Remarks:

Once you have selected an equipment vendor you will be presented with an additional table containing equipment descriptions.

Equipment Vendor

Search on Equipment Description

ADC

Total Equipment Found: 170

	Equipment Vendor	Equipment Description
<input checked="" type="checkbox"/>	ADC	1SBF CM-64000A FOT PANEL
<input checked="" type="checkbox"/>	ADC	2 LS POTS Outdoor RT PRL-784 L2B / COLU, 2 POTS PLL-734 L2
<input checked="" type="checkbox"/>	ADC	220 Mech HDSL4 CO Line Card/12234011 Card/1223404L4, Soneplex Mech HDS
<input checked="" type="checkbox"/>	ADC	528r Splitterr Chasses System
<input type="checkbox"/>	ADC	84 Ckt. DS1 DSX Module
<input type="checkbox"/>	ADC	84 position DS1 panel DD1-351001
<input type="checkbox"/>	ADC	89 Block
<input type="checkbox"/>	ADC	89 Type Blocks

Show New Equipment

[Thermal Management Requirements](#)

Equipment List

Clear Row	ERRF	Action	Add Qty	Location (Cage# or RR#)	Equipment Vendor	Equipment Description	Heat Dissipation Watt	Heat Dissipation BTU	Floor Loading	NEBS Level 1 Y/N	DC Power List 1 (Nominal)	DC Power List 2
Del					ADC	1SBF CM-64000A FOT P						
Del					ADC	2 LS POTS Outdoor RT f						
Del					ADC	220 Mech HDSL4 CO Lin						
Del					ADC	528r Splitterr Chasses Sys						

	Heat Dissipation (Watts) Total	List 1 (Nominal) Total	List 2 (Worse Case) Total
1st Choice Change	0.00	0.00	0.00

Equipment Remarks:

Every piece of equipment you choose will be populated in the equipment list. It is necessary to fill out all fields for each individual selection.





[Home](#) > [Applications](#)

ACT

Main | Sec 1 | Sec 2 | Sec 3 | Sec 4 | Sec 5 | Sec 6 | Sec 7 | Sec 8 | Sec 9 | Sec 10 | **Sec 11** | Sec 12 | Sec 13 | Sec 14 | Sec 15 | Summary

Section 11 - Entrance Facilities - Physical CO Application

Current Role: Customer   

Case Number: BRHMALMT-051512-PC-01N Version: 1 ACNA: C11

Section 10 has been saved.

Section 11.0 : Entrance Facilities

Are Entrance Facilities being placed for this request?

Yes  No


Previous Page

Save

Next Page

Once again the necessary fields are hidden unless you check the "yes" radio button

Section 11 - Entrance Facilities - Physical CO Application

Current Role: Customer   

Case Number: BRHMALMT-051512-PC-01N Version: 1 ACNA: C11

Section 10 has been saved.

Section 11.0 : Entrance Facilities

Are Entrance Facilities being placed for this request?

Yes  No

If yes, is Entrance Facility Cable or Microwave?

Cable  Microwave

Is diverse entry being requested?

Yes  No

Has structure access been contacted?









Yes  No

Who will be pulling the entrance facility cabling?

Collocator  ILEC

Once you check "yes" you will be presented with the necessary fields to populate for the ordering of entrance facilities.

Section 11.1 : Cable Information

Direction from which cables will originate	Number of Cables	Vendor of Cable	Number of Fibers per Cable	Outside Cable Diameter (in.)	Cable Facilities	Sheath Type
<input type="text"/>	1	<input type="text"/>	<input type="text"/>	<input type="text"/>	- select - 	- select - 
<input type="text"/>	1	<input type="text"/>	<input type="text"/>	<input type="text"/>	- select - 	- select - 
<input type="text"/>	1	<input type="text"/>	<input type="text"/>	<input type="text"/>	- select - 	- select - 
<input type="text"/>	1	<input type="text"/>	<input type="text"/>	<input type="text"/>	- select - 	- select - 

Clear Rows

\* On the direction from which cables will originate, be as specific as possible. Indicate manhole number, street and corner, etc, if known.

**NOTE:** ILEC Outside Plant Engineer will provide the customer with the length of dielectric, fire-retardant, riser-rated cable required to extend from outside the entrance manhole into the central office vault. It is the responsibility of the AT&T Approved Installation Supplier, hired by the customer, to engineer the length of the cable from the vault to the customer's dedicated space and to purchase and install this cable.

All fiber cable in ILEC premise is required to be dielectric and fire retardant (plenum rated). AT&T 22-state will require all fiber cable placed in its central offices to be OFNR (Optical Fiber Non-conductive Riser). Also, AT&T 22-state requires this fiber to be yellow or black with yellow striped sheath.



Home > Applications

ACT

Summary - Physical CO Application

Current Role: Cu

Case Number: BRHMALMT-051512-PC-01N Version: 1 ACNA: C11

Section 15 has been saved.

Summary

Please populate following fields before submitting this Application

Incomplete Section(s)	Missing F
<a href="#">Section 6.0 : Equipment Bay Requirements</a>	Second Choice P
<a href="#">Section 6.0 : Equipment Bay Requirements</a>	
<a href="#">Section 6.0 : Equipment Bay Requirements</a>	
<a href="#">Section 7.4 : Synchronization Requirements</a>	Do you requi
<a href="#">Section 8.1 : Select Equipment</a>	Installation Qty
<a href="#">Section 9.1 : Power Requests</a>	Power Quantity
<a href="#">Section 14.1 : Policy Information</a>	Expiration Date
<a href="#">Section 14.1 : Policy Information</a>	Insurance Carrier
<a href="#">Section 14.1 : Policy Information</a>	Policy Number

Previous Page

This is the summary screen at the end of the application. The tool was designed with multiple edits to ensure all fields are filled out properly based upon your application /activity type. Any missing information will be presented here as a hyperlink back to that section.



# SIDEBAR TOOLS

- Additional resources
  - Access & ID Cards
  - CFA/POI Report
  - Power Certification
  - ACNA Contact Editor
  - Historical Data (4<sup>th</sup> qtr 2012)
  - Pre ACT Applications





[Home](#) > [Access & ID Cards](#)

ACT

**Access ID Card Requests**

[Create New Request](#)

Access ID Card Requests Search

CRE UserID	<input type="text"/>	Request ID	<input type="text"/>
First Name	<input type="text" value="Fred"/>	Last Name	<input type="text" value="Flintstone"/>
Region	<input type="text" value="AT&amp;T Southeast"/>	ACNA	<input type="text" value="C11"/>
Start Date	<input type="text" value="05/15/2012"/> e.g. 05/15/2012	End Date	<input type="text" value="05/15/2013"/> e.g. 05/15/2012

Click here to create a new request

This table is for searching status of existing requests



[Home](#) > [Access & ID Cards](#)

ACT

### Access ID Card Requests

#### Access ID Cards Request

The Access Card application allows the users to report and track access into the AT&T buildings.

Select Region

- AT&T East
- AT&T Midwest
- AT&T Southeast
- AT&T Southwest
- AT&T West

Choose the appropriate region for the specific request



ACT

Access ID Card Requests

Access ID Card Request Entry

[Help](#)

Section 1 - User Info

\* First Name:

\* DOB (mm/dd/yyyy):

\* Country of Address:

Citizenship:

Report Issuer:

Visa Issuer:

\* ACNA:

CLEC Name:

Category:

Application for:  Collocator  Approved AT&T Vendor (Tier 1)  Collocation Restricted Vendor (Tier 2)

Request ID:

Application Submit Date:

\* Last Name:

\* SSN / TIN (xxx-xx-xxxx):

CRE UserID:

National ID No:

Passport No:

Visa No:

Choose appropriate request type

Choose desired action

Section 2 - Services Requested

- Access Card       New  Change  Add  Renew  Lost / Stolen  Damaged  Delete
- Photo ID Card       New  Change  Add  Renew  Lost / Stolen  Damaged  Delete
- Manual Keys       New  Transfer  Return  Core  Replace (Lost / Stolen)

Fill out all required fields with technicians information

Section 3 - CLLI Info

State: AL


Region: AT&T - SouthEast

Site Listed For:  CLLI's  GEOLOCs

ACNA: - select -

Get Site

Location Ready



Location Granted

Provide all desired locations associated with request

Section 5 - Collocator Info

CLEC Contact Name

City

Zip

Email Address

Comments

Street Address

State

Phone (xxx-xxx-xxxx)

Verify company information

Save

Submit





## ACT

### CFA/POI Inventory Report

**NOTE:** There is a \$25 charge for each individual TIRKS or SWITCH report generated by a CLEC for each CLLI code requested. CLECs will be billed monthly by the Collocation Service Center for the previous month's report charges generated by the CLEC.

For California, the SWITCH report must be accessed to view or download DS0 UNEs.

#### Report Selection

ACNA:	- select -
Region:	- select -
CLLI:	SWITCH Inventory: - select - or TIRKS Inventory: - select -

Submit

#### AT&T Proprietary (Restricted)

Only for use by authorized individuals or any above-designated team(s)  
within the AT&T companies and not for general distribution



[Home](#) > [CFA/POI Report](#)

ACT

CFA/POI Inventory Report

**NOTE:** There is a \$25 charge for each individual TIRKS or SWITCH report generated by a CLEC for each CLLI code requested. CLECs will be billed monthly by the Collocation Service Center for the previous month's report charges generated by the CLEC.

For California, the SWITCH report must be accessed to view or download DS0 UNEs.

Report Selection

ACNA:	CAP	AT&T Collocation Application Portal
Region:	AT&T Southwest	
CLLI:	SWITCH Inventory: - select -	or TIRKS Inventory: DLLSTXROHA1

Simply enter the appropriate information in the fields

Based upon the information entered the system will populate your available CLLI codes in the dropdown box.



The tool will present the TIRKS report which you can then export to a spreadsheet

Home > CFA/POI Report

CFA/POI Inventory Report

Download:

As of Date: Dec 17, 2006

CAP - AT&T Collocation Application Portal | AT&T Southwest (AR, KS, OK, MO, TX)

Record No	Wire Center	CLLI A	ACNA	Inventory System	Inventory Type	SWITCH Cable ID	SWITCH ME Func	Circuit ID/TN	Order Num	Due Date	Activity	HECI	Unit	CAC	TIRKS Cable	FAC Type	FAC DES	Pair Num	Channel	Inventory Status	Action	A Relay Rack	A Frame	
1	DLLSTXROHA1		CAP	TIRKS	POI							T1QMDSX3RA	03-01									02203.22		
2	DLLSTXROHA1		CAP	TIRKS	POI							T1QMDSX3RA	05-24										02201.14	
3	DLLSTXROHA1		CAP	TIRKS	POI							T1QMDSX3RA	03-02										02203.22	
4	DLLSTXROHA1		CAP	TIRKS	POI						\$	T1QMDSX3RA	05-02										02201.14	
5	DLLSTXROHA1		CAP	TIRKS	POI							T1QMDSX3RA	04-01										02203.22	
6	DLLSTXROHA1		CAP	TIRKS	POI						\$	T1QMDSX3RA	05-03										02201.14	
7	DLLSTXROHA1		CAP	TIRKS	POI							T1QMDSX3RA	04-02										02203.22	
8	DLLSTXROHA1		CAP	TIRKS	POI						\$	T1QMDSX3RA	05-04										02201.14	
9	DLLSTXROHA1		CAP	TIRKS	POI						\$	T1QMDSX3RA	05-05										02201.14	
10	DLLSTXROHA1		CAP	TIRKS	POI						\$	T1QMDSX3RA	05-06										02201.14	
11	DLLSTXROHA1		CAP	TIRKS	POI							T1QMDSX3RA	05-07										02201.14	
12	DLLSTXROHA1		CAP	TIRKS	POI							T1QMDSX3RA	05-08										02201.14	
13	DLLSTXROHA1		CAP	TIRKS	POI							T1QMDSX3RA	05-09										02201.14	
14	DLLSTXROHA1		CAP	TIRKS	POI							T1QMDSX3RA	05-10										02201.14	
15	DLLSTXROHA1		CAP	TIRKS	POI							T1QMDSX3RA	05-11										02201.14	

- Applications
- Access & ID Cards
- CFA/POI Report
- Power Certification
- ACNA Contact Editor
- Historical Data
- Pre ACT Applications
- Logoff



[Home](#) > [Power Certification](#)

## ACT

- Applications
- Access & ID Cards
- CFA/POI Report
- Power Certification
- ACNA Contact Editor
- Historical Data
- Pre ACT Applications
- Logoff

### Collocation Power Certification

Create New or Search for Existing Form by selecting the appropriate criteria below:

Form Type:  Self Certification Form  Power Reporting Form



Home > ACNA Contact Editor

ACT

ACNA Contact Editor

ACNA:

- C11
- CAP

This tool allows you to create and save contacts. These are the contacts presented to you when creating applications

- Applications
- Access & ID Cards
- CFA/POI Report
- Power Certification
- ACNA Contact Editor
- Historical Data
- Pre ACT Applications
- Logoff





ACT

Home > ACNA Contact Editor

### ACNA Contact Editor

Select ACNA

ACNA:  Submit

C11 Contacts

Select Contact



Contact Name:

Address:

City:  State:  Zip:

Phone:  Fax:

Email:

Populate the appropriate fields and then click on add contact



ACT

- Applications
- Access & ID Cards
- CFA/POI Report
- Power Certification
- ACNA Contact Editor
- Historical Data
- Pre ACT Applications**
- Logoff

Terms & Conditions Privacy Policy  
© 2012 AT&T Knowledge Ventures  
AT&T is a registered trademark

AT&T Collocation Tool - Windows Internet Explorer provided by AT&T

https://dec.att.com/dec/act/

File Edit View Favorites Tools Help

In order to reduce redundancies and increase efficiencies, we are in the process of migrating our collocation services to a new system in 22 states, designed using the best practices of the two existing legacy systems and should further simplify and enhance collocation processes for our customers.

Click on one of the 22 states serviced by AT&T to be directed to the appropriate application.

STATE: REGION:

Trusted sites 100%

This is for accessing the appropriate legacy tools should you have the need to verify arrangement information on previous applications

Simply click on the state where the site is located




# WORKBOOKS

Workbooks are designed to communicate necessary arrangement information back to you.

- There are 5 sections in the workbook:
  - Quote
  - Customer Response
  - Attachments
  - Forms
  - Email History




Main Menu - Physical CO Application

Current Role: Customer Review Application   

Case Number: AUSTNV11-011012-PC-01A Version: 1 ACNA: CAP

\*\*Application is Read Only\*\*


Create Application


\* CLLI8:   \* ACNA:

\* Application Type:  \* Activity Type:

[View ACNA List](#)

Search

From Date:   e.g. 05/21/2012 Case:

To Date:   e.g. 05/21/2012 CLLI8:

Last Update Date  Submitted Date  Space Ready Due Date ACNA:

State:  All  Alabama  Arkansas Region:

Status:  All  App Reviewed  CSC Responded Activity Type:  All  Augment  Complete Disconnect

Application Type:  Assigned Rep:

Floor Space Type:  CLLI11:

Submit By User ID:

To access the workbook simply click on the "workbook" icon

Worklist

Common Case#	ACNA	CLLI11	Ver#	Version Recd Date/Time	Status	Service Rep	Last Status Updated	ERRF	Action
BHLHCT00-020712-PC-02N	CAP	BHLHCT00333	1	02/07/2012 12:14:12 AM	Y	GINN, ALLEN	02/07/2012 12:26:00 AM		     
AUSTNV11-011012-PC-01A	CAP	AUSTNV11456	1	01/10/2012 2:50:22 AM	Y	GARG, ANKIT	01/10/2012 2:59:21 AM		     

Page: 1 (1 - 2 of 2)

Workbooks - CLEC Application

[Quote](#) [Customer Response](#) [Attachments](#) [Forms](#) [Email History](#) [Worklist](#)

Quote

[Quote Summary](#)

Case Quoted: DLLSTXRI-030812-PC-01E CAP Ver. 1

Rate Element Details

Rate Elements	Unit	Non-Recurring Charges Due	Monthly Recurring Charges Due	USOC	Quantity	Recurring Charges	Total Monthly Recurring Charged Due
<b>Subtotal Details</b>							
					Fees Due Upon Application Submission	\$0.00	N/A
					Non Recurring Balance Due Before Space Turn Over	\$0.00	N/A
					Extraordinary Charges	\$0.00	N/A
<b>Payment Received From CLEC</b>							
					Payment Received From CLEC	\$0.00	
					Fees Due Upon Application Submission	\$0.00	
					Non-Recurring Balance Due Before Space Turn Over	\$0.00	NRC Only
					1st Payment Due	\$0.00	N/A
					2nd Payment Due	\$0.00	N/A
					1st COBO Due	\$0.00	N/A
					2nd COBO Due	\$0.00	N/A

Your quote is a detailed summary of the charges associated with the application you submitted

It is necessary that you accept the quote in order for it to continue in the provisioning process



2-100 Amp Feeds-Pwr Cable & Infrastructure	Per 2-100 Amp Power Feeds	\$3,236.32	\$11.39	C1F1X	0	\$0.00	\$0.00
Voice Grade Arrangement	100 Copper Pairs	\$1,027.16	\$4.92	SP13E	0	\$0.00	\$0.00
Fiber Arrangement	12 Fiber Pairs (24 Fiber Strands)	\$1,779.78	\$6.55	SP13L	0	\$0.00	\$0.00
Voice Grade Arrangement	100 Shielded Pairs suneel	\$1,027.16	\$4.92	SP1WV	0	\$0.00	\$0.00
Project Coordination Fee	Per CLEC Application Augment	\$631.17	\$0.00	NRB1G	3	\$1,893.51	\$0.00
Subtotal						\$22,844.22	\$3.39

**Subtotal Details**

	Fees Due Upon Application Submission	\$22,617.60	N/A
	Non Recurring Balance Due Before Space Turn Over	\$226.62	N/A
	Extraordinary Charges	\$0.00	N/A
<b>Payment Received From CLEC</b>			
	Payment Received From CLEC	\$0.00	
	Fees Due Upon Application Submission	\$0.00	
	Non-Recurring Balance Due Before Space Turn Over	\$22,844.22	NRC Only
	1st Payment Due	\$113.31	N/A
	2nd Payment Due	\$113.31	N/A
	1st COBO Due	\$0.00	N/A
	2nd COBO Due	\$0.00	N/A

Whether you choose to accept or decline the quote the choice is noted and then date and time stamped

Status: Accepted Date/Time:01/10/2012 / 02:58 AM



ACT

Home > Workbooks

Workbooks - CLEC Application

Quote Customer Response Attachments Forms Email History Worklist

Customer Response

Case #:	BRHMALMT-051112-PC-01N ver. 2	App Receive
ACNA:	C11	Revision Re
Cust Name:	COLLOCATION TESTING	App Review
Pricing Type:	Standard Rates	CSC Respo
Current Status:	Received	CSC Quote
CLLI11:		Provisionin
Site Status	In Progress	Space Read

Quote Expiration Date	
CFA Due Date	

General Information

Wire Center Name	BHAM-MAIN & TOLL
Address	1715 6TH AVE N
City	BIRMINGHAM
State	AL
Collocation arrangement location in building (floor)	
ACTL CLLI	
Billing Account Number	

Process Interval and Project Critical Dates - AT&T Space and Infrastructure	Estimate
Provisioning Interval - Calendar Days	
Negotiated Provisioning Interval - Calendar Days	

Ordinary/Extraordinary Conditions	Estimate
Ordinary/Extraordinary	

Power Requirements	Estimate
--------------------	----------

The customer response page is designed to communicate pertinent arrangement information such as: Interval, CLLI code, total square feet, and Manhole location ( for entrance facilities).

- Applications
- Access & ID Cards
- CFA/POI Report
- Power Certification
- ACNA Contact Editor
- Historical Data
- Pre ACT Applications
- Logoff

Connecting Blocks & Distributing Frame Assignments

Type of Distribution Frame connecting block or connector to be provided by Customer for DSO terminations

Distribution Frame assignments (shelves, verticals, etc.) for DSO terminations

Customer response page continued

COLLO-to-COLLO Cabling Data From Application

COLLO to COLLO Cabling Data from Application					Implementation Mgr. Input			
From ACIA CLL11 Relay Rack/Cage#	To ACIA CLL11 Relay Rack/Cage#	CableType /Qty	Who is Providing/Placing the Cable	ConductorQty /Cable	Type Fiber	To Be Provided By	New Cable Support Structure Req'd	Estimated Support Structure Length
C11 BRHMALMT jhkh	C11 BRHMALMT khjk	Copper Pair 4	Customer					

Contact Information

CSPM Contact Name	
CSPM Telephone Number	
CO/LFO Contact Name	
CO/LFO Telephone Number	
CO/LFO Pager/Cell Phone	
Power Contact Name	
Power Telephone Number	
CRE Contact Name	
CRE Telephone Number	
OSPE Contact Name	
OSPE Telephone Number	
OSPE Contact Email	
OSPE Construction Supervisor Name	
OSPE Construction Supervisor Telephone Number	
OSPE Master Contractor Name	
OSPE Master Contractor Telephone Number	
Local Operations Center (Access Cards)	800-730-8815
Customer Service Center Contact Number	888-849-3208

Power Requirements	Estimate
List 1 (Nominal) -48V DC amps from AT&T Power Plant:	1514
AT&T Power Source Location (PBD, BDFB)	

Who will contract to have the cage constructed?

Floor Space	Estimate
Total Square Feet	
Quantity of Racks	
Relay Rack Numbers	

**Outside Cable Entry Points**

Number Requested	
Number Available	

**Entrance Cable Information**

Add or Remove	Entrance Cable	# of Cables	Direction Requested	# of Fiber Strands per Cable	Outside Cable Diameter (in.)	Available	OSPE Designated Manhole Number &/Or Address *	OSPE Designated Manhole to Vault Distance (ft.)
Total # of Entrance Cables		0						

\* For the OSPE Designated Manhole Number &/Or Address, be as specific as possible. Indicate manhole number, street and corner, etc, if known.

**Customer Interconnection**

Customer Interconnection	Qty Added	Qty Removed
DS0 (cable shielded pairs)	0	0
DS0 (cable non shielded pairs)	5	0
DS0 (contract specific cable pairs)	0	0
DS1 (shielded copper cables)	0	0
DS3 (coaxial cables)	0	0
ST S1 (coaxial cables)	0	0
Fiber Optic (Strands) (single-mode with SC connectors)	0	0
Fiber Optic (Strands) (multi-mode with SC connectors)	0	0
Fiber Optic (Strands) (multi-mode with ST connectors)	0	0
RJ45 (CAT5 cables)	0	0
Synchronization DS1 Requirement	64	0
Above wiring is for CLLI		

Customer response page continued



[Home](#) > [Workbooks](#)

ACT

Workbooks - CLEC Application

[Quote](#) [Customer Response](#) [Attachments](#)

Attachments

The attachment section is houses any unique documents submitted on the application by the customer

: Customer [Application](#)

- Applications
- Access & ID Cards
- CFA/POI Report
- Power Certification
- ACNA Contact Editor
- Historical Data
- Pre ACT Applications
- Logoff

Case #:	DLLSTXRI-030812-PC-01E ver. 1	App Received Date:	03/08/2012 07:31 AM
ACNA:	CAP	Revision Received Date:	
Cust Name:	AT&T Collocation Application Portal	App Reviewed Date:	03/08/2012 07:32 AM
Pricing Type:	22-state ICA	CSC Response Due Date:	03/18/2012
Current Status:	Quoted	CSC Quote Due Date:	03/18/2012
CLLI11:	DLLSTXRI123	Provisioning Start Date:	
Site Status	In Progress	Space Ready Due Date:	

Current Attachments

Filename	Description	Date	Owner	Action
No Attachments have been uploaded.				

**AT&T Proprietary (Restricted)**

Only for use by authorized individuals or any above-designated team(s)  
within the AT&T companies and not for general distribution





The forms section represents one of the few changes in the overall ordering process. It is now necessary to sign off on space acceptance as well as space/power reductions and total space relinquishments

ACT

[Home](#) > [Workbooks](#)

Workbooks - CLEC Application

[Quote](#) [Customer Response](#) [Attachments](#) [Forms](#) [Email His](#)

Forms

Case #:	DLLSTXRI-030812-PC-01E	Ver.:	
ACNA:	CAP		
Cust Name:	AT&T Collocation Application Portal		
Pricing Type:	22-state ICA	CSC Response Due Date:	03/18/2012
Current Status:	Quoted	CSC Quote Due Date:	03/18/2012
CLLI11:	DLLSTXRI123	Provisioning Start Date:	
Site Status	In Progress	Space Ready Due Date:	

Form Tracking

Form	Customer Approval	Customer Authorization Date	Customer Submit Date	ATT Approval	ATT Role	ATT Authorization Date	ATT Submit Date	Status
No Forms have been made available to submit.								

Should you particular application require sign off forms you will be notified by our network organization and the necessary fields will be made available to you on this page.

[Terms & Conditions](#) [Privacy Policy](#) [Contact Us](#)  
 © 2012 AT&T Knowledge Ventures. All rights reserved.  
 AT&T is a registered trademark of AT&T Knowledge Ventures.

**AT&T Proprietary (Restricted)**  
 Only for use by authorized individuals or any above-designated team(s)  
 within the AT&T companies and not for general distribution

Workbooks - CLEC Application

- Quote
- Customer Response
- Attachments
- Forms
- Email History**
- Worklist

Email History

Case #:	DLLSTXRI-030812-PC-01E ver. 1	App Receiv
ACNA:	CAP	Revision Re
Cust Name:	AT&T Collocation Application Portal	App Review
Pricing Type:	22-state ICA	CSC Respo
Current Status:	Quoted	CSC Quote
CLLI11:	DLLSTXRI123	Provisionin
Site Status	In Progress	Space Read

The email history tab is a repository of all electronic communication from the Collocation Service Center concerning each arrangement.

Email History

Sent	Subject
03/08/2012 07:32:49 AM	TEST: CAP DLLSTXRI-030812-PC-01E ver.1 - Application Reviewed

**Sent:** Thursday, March 08, 2012 07:32:49 AM  
**To:** ff1951@att.com  
**Subject:** TEST: CAP DLLSTXRI-030812-PC-01E ver.1 - Application Reviewed

This is to confirm that your Collocation application was received by AT&T and has been reviewed by the CSC and is now being processed.

Case Number: DLLSTXRI-030812-PC-01E ver.1  
ACNA: CAP

Should you have any questions regarding AT&T's process for providing Physical CO applications, please feel free to contact me, MARY PATINO, at 214-268-9815 or through e-mail at mp8898@us.att.com.

**AT&T Proprietary (Restricted)**  
Only for use by authorized individuals or any above-designated team(s) within the AT&T companies and not for general distribution

This message and any attachments to it contain confidential business information intended solely for the recipients.  
If you have received this email in error please do not forward or distribute it to anyone else, but email [ACT\\_Support](#) to report the error, and then delete this message from your system.

Should you have any questions concerning the tools functionality please feel free to contact your appropriate collocation account manager:

Legacy 13 states:

Frontaine Freeman: 214-268-9358

or [ff1951@att.com](mailto:ff1951@att.com)

Legacy 9 states:

Jonathan Ryer: 205-714-5379

or [jr7745@att.com](mailto:jr7745@att.com)

